




### FEATURES

- Modern slim design
- Slip resistance stone finish
- Separate drain waste
- Resistant to impact
- One piece construction
- Repairable surface
- Left/Right drain position
- Installation: Above floor or recessed flush with floor



### MATERIAL

- SMC

### WEIGHT

- 15KG - 35KG

### Model

- GT9090SLT
- GT12090SLT
- GT15090SLT
- GT18090SLT

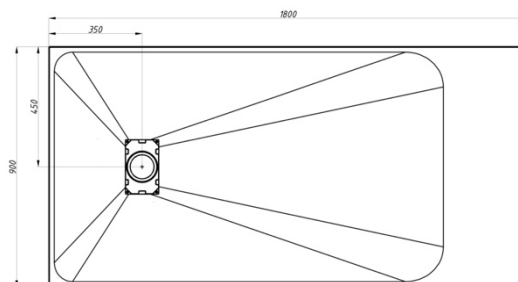
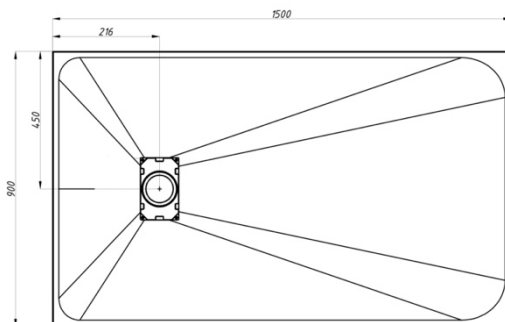
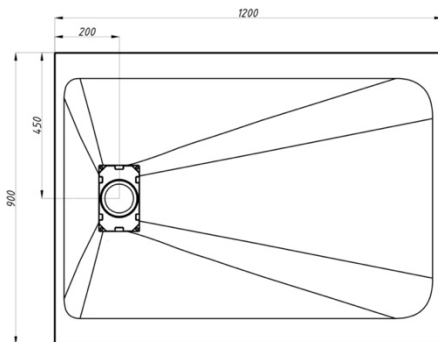
### SIZE

- 900X900
- 1200X900
- 1500X900
- 1800X900

### TILE LIPS

- SUPPLY WITH FLASHING
- SUPPLY WITH FLASHING
- SUPPLY WITH FLASHING
- SUPPLY WITH FLASHING

### TECHNICAL INFORMATION



[www.polymore.com.au](http://www.polymore.com.au)

sales@polymore.com.au  
03 93088058