

# Specification Sheet

GT series 



## FEATURES

- Modern design
- High gloss finish
- Separate drain waste
- 3 sided lips
- SMC construction low profile
- Self support
- center rear or centre drain position
- Installation: Silicon or tile adhesive self supported



## MATERIAL

- SHEET MOULDING COMPOUND

## WEIGHT

- 15KG - 25KG

## Model

- GT9090
- GT9090CO
- GT12090
- GT9090CNR
- GT-9090H

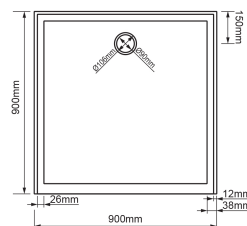
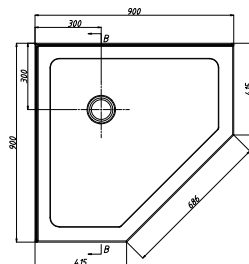
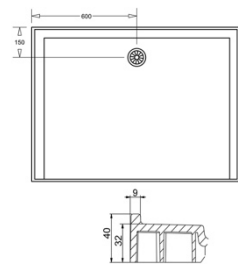
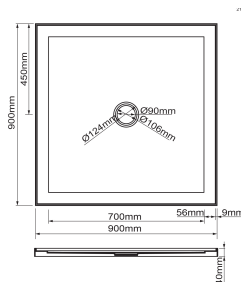
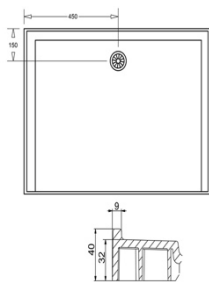
## SIZE

- 900X900
- 900X900 CENTER DRAIN
- 1200X900
- 900 CORNER
- 900X900 HIGH LIP 80mm

## TILE LIPS

- 3
- 4
- 3
- 2
- 3

## TECHNICAL INFORMATION



[www.polymore.com.au](http://www.polymore.com.au)

sales@polymore.com.au  
03 93088058